



J G McCoy

How to assemble FAB Bench 700 & 500


Patent Pending GB 2543079 & WO2017/060711



1




2



3




4



5



6



1. Insert metal frames through holes of wooden string

2. Add whirley nuts but leave loose

3. Lift legs & ensure metal frame enters nodules

4. When metal frames are sitting correctly into nodules, please tighten whirley nuts

5. Set table tops into location pins along the string

6. Fix the screws into the V1 connectors to lock the table tops into position